

**\$8.4 Billion**

Visitor Spend

**↑ 19%**

**3.4 Million**

Visitors to NSW

**↑ 7%**

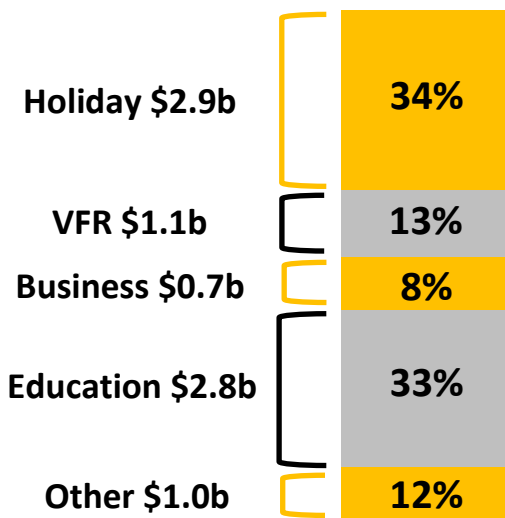
**85.8 Million**

Visitor Nights

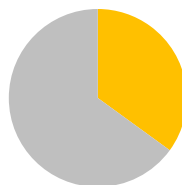
**↑ 13%**

### Spend by Purpose of Visit

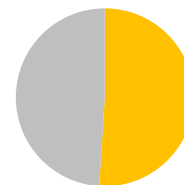
b = billion



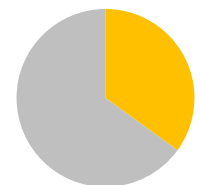
### Spend



### Visitors



### Nights



### Share of Australian total

#### Highlights

- NSW remains number one for international visitors, nights and expenditure.
- NSW received 3.4 million international visitors who stayed 85.8 million nights and spent \$ 8.4 billion.
- NSW achieved its highest volume of international visitors, nights and expenditure on record.
- NSW achieved its highest percentage growth in visitor expenditure on record (+19%).
- Key drivers of NSW expenditure growth were China (up \$652 million), Education (up \$555 million) and Holiday (up \$357 million).
- Significant visitor growth rates were recorded for India (+23%), China (+20%), South Korea (+14%) and USA (+9%).

### Top 5 Source Markets

Share of total expenditure

